

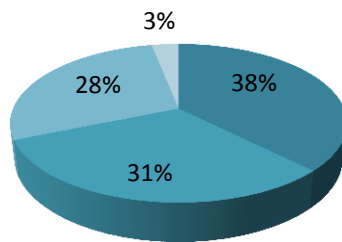
WORKSHOP EVALUATION - SUMMARY

GGKP Practitioners' Workshop: Building Pathways to Green Growth in Africa

April 2-3 2014 – Kinshasa, Democratic Republic of Congo

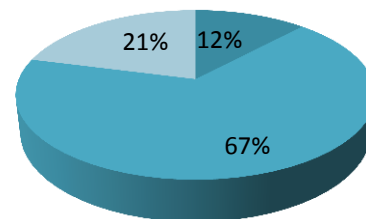
Main Reason for Attending Workshop

- Learn New Tools
- Share Knowledge
- Professional Interest
- Other (Deepen Cooperation)



Quality of Workshop

- Average
- Above Average
- Very Good



Participant Representation

- Government
- Research
- Multilateral/Bilateral
- NGO
- Private Sector

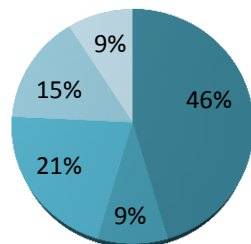
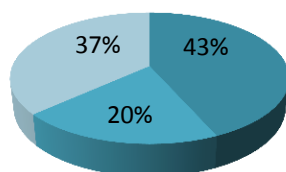


Table 1. Plenary Sessions Content Rating

	Very Poor			Average			Very Good
	1	2	3	4	5	6	7
<i>Green Growth in Africa</i>	3%	3%	12%	19%	25%	13%	25%
<i>Green Growth Initiatives</i>	0%	3%	6%	16%	19%	31%	25%
<i>Renewable Energy</i>	0%	3%	0%	24%	38%	31%	3%
<i>Infrastructure and Transport</i>	0%	7%	18%	11%	25%	36%	3%
<i>Managing Environmental Impacts</i>	0%	7%	15%	22%	33%	8%	15%
<i>Forest and Habitat Friendly Growth in Congo Basin</i>	0%	0%	13%	26%	23%	19%	19%
<i>Green Growth National and Regional Experiences</i>	0%	0%	7%	29%	14%	39%	11%

Attendance - Parallel Session 1

■ A - Climate Resilient Development Tools
 ■ B - Subnational Governance and Climate
 ■ C - Environmental Fiscal Reform



Attendance - Parallel Session 2

■ A - Assessing and Monitoring Forest Governance
 ■ B - Behavior Change, Communication, Marketing
 ■ C - Climate Resilience, Adaptation and Mitigation

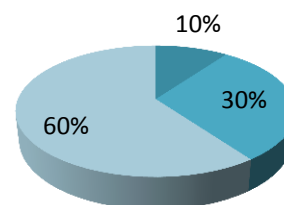


Table 2. Parallel Sessions 1 Content Ratings

	Very Poor 1	2	3	Average 4	5	6	Very Good 7
A - Climate Resilient Development Tools	0%	0%	0%	0%	30%	40%	30%
B - Subnational Governance and Climate	0%	0%	0%	20%	20%	60%	0%
C - Environmental Fiscal Reform	0%	0%	0%	0%	28%	29%	43%

Table 3. Parallel Sessions 2 Content Ratings

	Very Poor 1	2	3	Average 4	5	6	Very Good 7
A – Assessing and Monitoring Forest Governance	0%	0%	33%	33%	0%	34%	0%
B – Behavior Change, Communication, Marketing	0%	0%	0%	0%	67%	0%	33%
C – Climate Resilience, Adaptation and Mitigation	0%	7%	7%	22%	21%	29%	14%

Table 4. Workshop Content Evaluation

	Very Poor 1	2	3	Average 4	5	6	Very Good 7
Rating of workshop materials	0%	3%	0%	6%	24%	46%	21%
Quality of workshop	0%	0%	0%	12%	18%	49%	21%
Usefulness of workshop	0%	0%	0%	6%	23%	26%	45%
Knowledge/skills increased as a result of workshop	0%	0%	6%	6%	25%	22%	41%
Knowledge/skills gained directly applicable to my job	0%	0%	0%	3%	16%	41%	40%

Table 5. Workshop Organization Evaluation

	Insufficient	Somewhat Insufficient	Adequate	Somewhat Excessive	Excessive
Theoretical Content	4%	4%	49%	43%	0%
Attention to Practical Content	0%	21%	42%	34%	3%
Instructor's Presentation Time	0%	33%	43%	17%	7%
Participation Time	10%	27%	46%	7%	10%
Training Pace	4%	11%	32%	25%	28%